

Name: \_\_\_\_\_

Date: \_\_\_\_\_

# Where Questions Drill Practice

## Needed Materials

Where Question Flashcards (located on the following page)

## How To Use Cards

1. Print the cards or pull them up on some sort of device (computer, tablet, iPad, etc...)
2. Sit down at a table with your child and get out/pull up the cards.
3. First, read a question from one of the cards and then answer your *own* question. Have your child repeat your answer. Do this for a few rounds so your child starts to learn to answer the questions with a place/location.
4. Once, your child has learned the pattern, ask him/her a question and wait for a response. If your child answers it correctly, say good job and move on to the next one. If your child makes a mistake, provide the correct answer and explain why. Then, move on.

Notes To Parents: \_\_\_\_\_

Notes To Speech Therapist: \_\_\_\_\_

# Where Flashcards



Where is dad?  
In the car



Where are the kids?  
At the playground




Where is the bird?  
In the tree



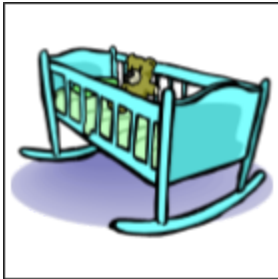
Where is the dog?  
In the doghouse



Where is the boat?  
In the ocean




Where is the boy?  
In the house



Where is the stuffed animal?  
In the crib



Where is the bucket?  
In the sand




Where is the bus?  
At the school



Where is the fire truck?  
In the fire station



Where are the kites?  
In the sky



Where is the girl?  
At home